



JSS Mahavidyapeetha

**JSS INSTITUTE OF SPEECH AND HEARING**

Mahatma Gandhi Road, Mysuru 570004

## **DOs and DON'Ts of Cochlear Implant**




**"Better Hearing,  
Better Living."**

### **Contact Us**

 **JSS Institute of Speech and Hearing  
M.G Road, Mysuru – 570004**

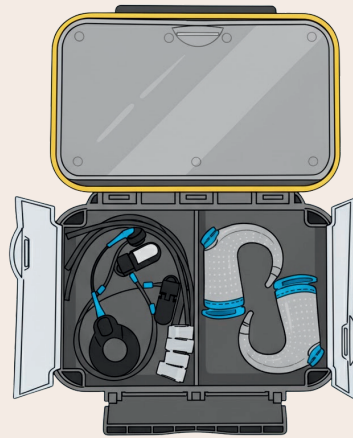
 **jssish@jssonline.org /  
jssishmys@rediffmail.com**

 **0821-2548229, 0821-2335014**

## Cochlear Implant: DOs and DON'Ts

### Dos

- Store in cool, dry place.
- Perform daily checks: battery, sound, physical damage.
- Use device consistently.
- Keep spare batteries and tools.
- Use swimming protection kits like AquaCase™, WaterWear™.


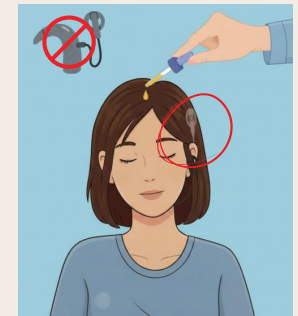


- Carry ID card for medical/security awareness.
- Use protective headgear during sports.

## Cochlear Implant: DOs and DON'Ts

### Don'ts

- Don't expose device to moisture or water.
- Do not wear the processor while bathing, swimming or showering.
- Don't drop the cochlear implant.
- Don't apply hair oil while wearing cochlear implant, Take off the processor before using hair products, skin care, or cosmetics.
- Don't leave processor in sunlight or heat.



- Don't ride high-speed amusement rides wearing the sound processor.